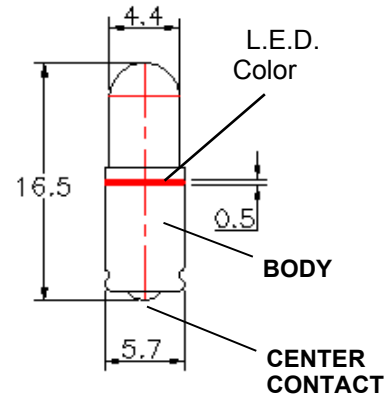

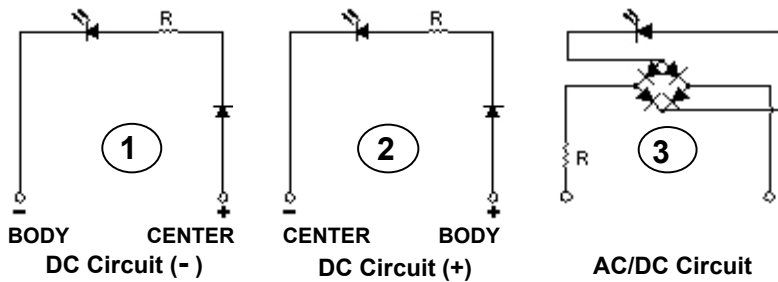


## Single LED based series

## Midged Grooved T1 3/4



(Unit : mm)



T<sub>OPR.</sub> -25° ~ +60°C

T<sub>STG.</sub> -30° ~ +85°C

Type	Die Emitting Color	Lens Color	Chip Construction	Peak Wavelength λp(nm)	Viewing Angle 2θ½	L.E.D. Luminous Intensity Iv (mcd @20mA TA 25°C)	
						Typ.	Max.
XR 50	Red	Water Clear	GaAlAs / Gap	620 ~ 625 nm	50°	1.800 ~ 2.700	
XY 50	Yellow	Water Clear	AlGaInP / Gap	585 ~ 590 nm	50°	1.800 ~ 2.700	
XO 50	Orange	Water Clear	InGaN / Sic	610 nm	50°	4.500 ~ 5.400	
UG 50	Green	Water Clear	InGaN / Sic	515 ~ 525 nm	50°	4.500 ~ 5.400	
XB 50	Blue	Water Clear	InGaN / Sic	460 ~ 465 nm	50°	4.500 ~ 5.400	
XW 50	White	Water Clear	InGaN / Sic	x =0,31 y =0,32	50°	4.500 ~ 5.400	
XP 50	Purple	Water Clear	InGaN / Sic	374 ~ 392 nm	50°	900 ~ 1.800	

### P/N information:

**OLI** **XX** **XX** **T1 3/4** **MG** **XXX** **X**  
 Type Base Voltage Circuit  
 (Color) (Angle)  
 ( marking on base )

Voltage*	Circuit #	Current
<b>024</b> 24~28V DC; AC-DC	1-2; 3	11~14mA
<b>032</b> 32~36V DC; AC-DC	1-2; 3	11~14mA

Items in bold type are normally on stock.

Other Color / Voltage / Current combinations are available on request.

Data in this short-form are subject to change without prior notice. Please contact us for confirming of data in case of critical application.

\* Be sure to utilize LED lamps within their maximum allowable voltage range.